



ಬೃಹತ್ ಬೆಂಗಳೂರು ಮಹಾನಗರ ಪಾಲಿಕೆ
Bruhat Bengaluru Mahanagara Palike



BBMP COVID-19 WAR ROOM 20.02.2022



OVERVIEW OF COVID-19 IN BENGALURU



CASE TRENDS

ACTIVE CASES **6,134**

Confirmed Cases

485

17,75,342 #

Recovered Cases

737

17,52,135 #

Death Cases

12

16,809 #



HOSPITALIZATION

348

ICU – V

21

ICU

96

HDU

28

General

203

INCLUDES GOVT. QUOTA AND PRIVATE WALK-IN HOSPITALIZATION



VACCINATION

30,224

1,76,07,160 #

First Dose

1,877

92,58,062 #

Second Dose

24,973

80,91,987 #

Precaution Dose

3,374

2,57,111 #



TRIAGING

MTU

331

Tele Triage

420



ACTIVE CZs

17

MCZs (< 5 cases)

4

Clusters (> 5 cases)

13



TESTING

27,140

2,90,61,656 #

RAT

4,052

RTPCR

23,088

Positivity : 1.99%

*FOR LAST 7 DAYS

: indicates cumulative numbers till date



ABSTRACT OF COVID-19 SCENARIO IN BENGALURU

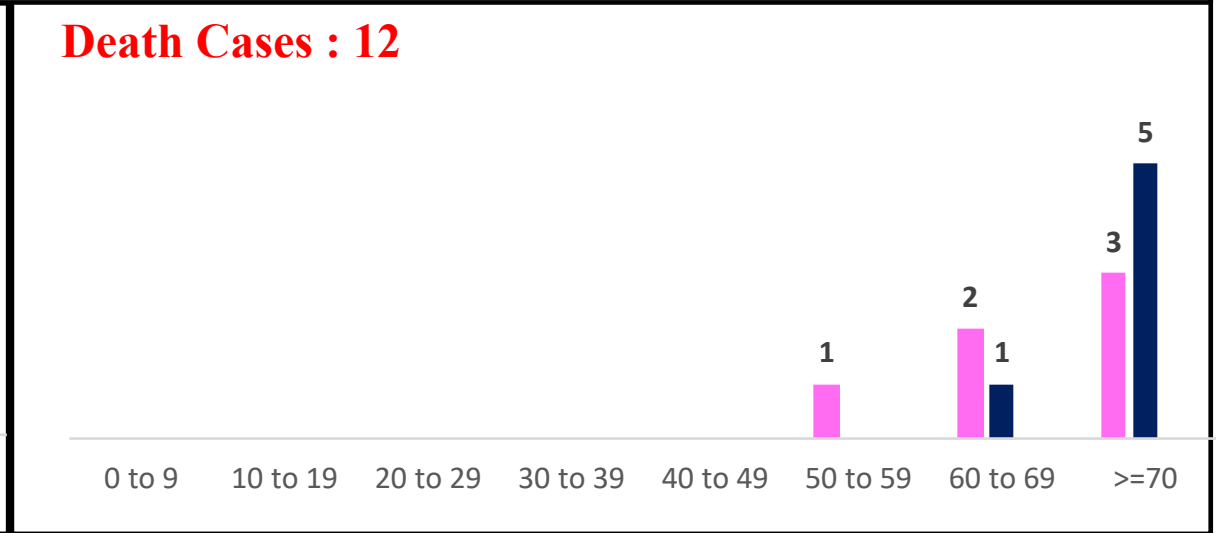
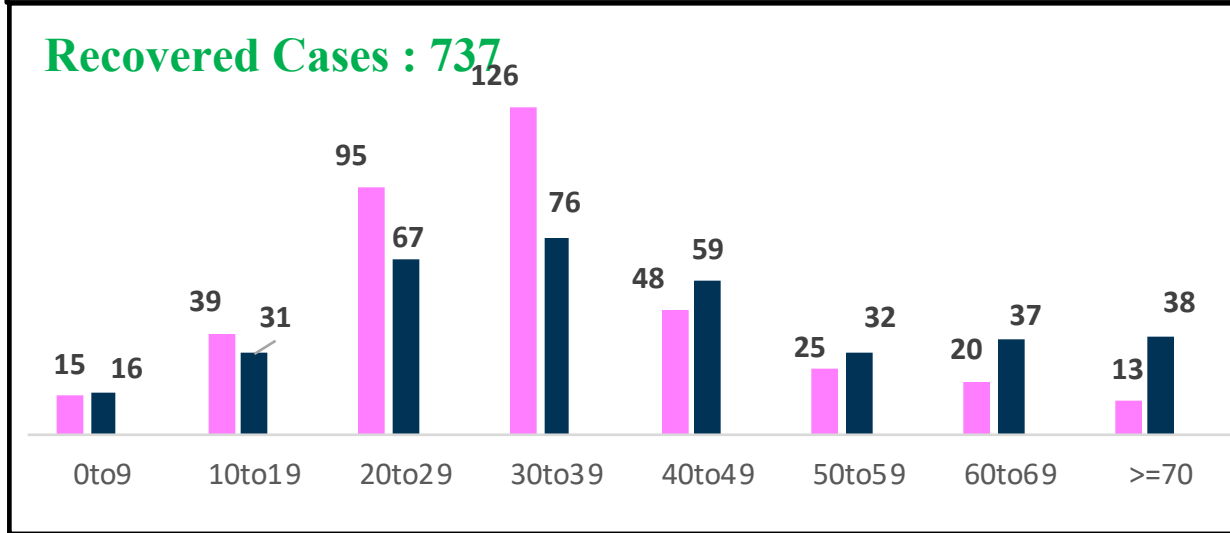
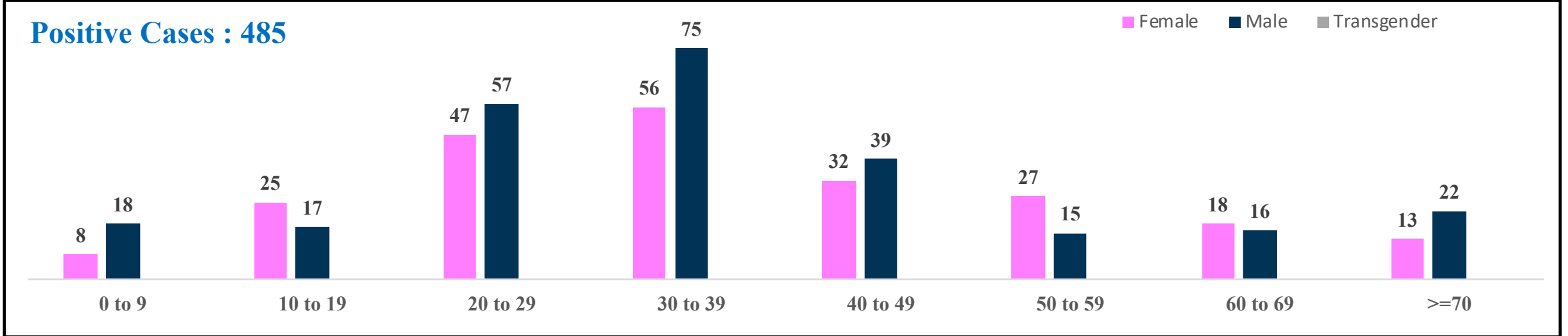


	MALE			FEMALE			TRANSGENDER			TOTAL		
	Last 24 Hours	Last 7 Days	Cumulative	Last 24 Hours	Last 7 Days	Cumulative	Last 24 Hours	Last 7 Days	Cumulative	Last 24 Hours	Last 7 Days	Cumulative
Positive Cases	259	2,779	10,50,359	226	2,180	7,25,277	0	0	191	485	4,959	17,75,827
Recovered Cases	356	7,183	10,35,835	381	5,823	7,16,854	0	0	183	737	13,006	17,52,872
Death Cases	6	34	10,660	6	17	6,157	0	0	4	12*	51	16,821
Total Tests Done	In Last 24 hrs. : 27,140			In last 7 days : 2,48,783			Cumulative : 2,90,61,656					
Vaccine Doses Administered	In Last 24 hrs. : 30,224			In last 7 days : 2,58,501			Cumulative : 1,76,07,160					
ACTIVE CASES									6,134			

*Covid deaths occurred today : 00 | Covid deaths occurred beyond last 24 hrs., reported today : 12

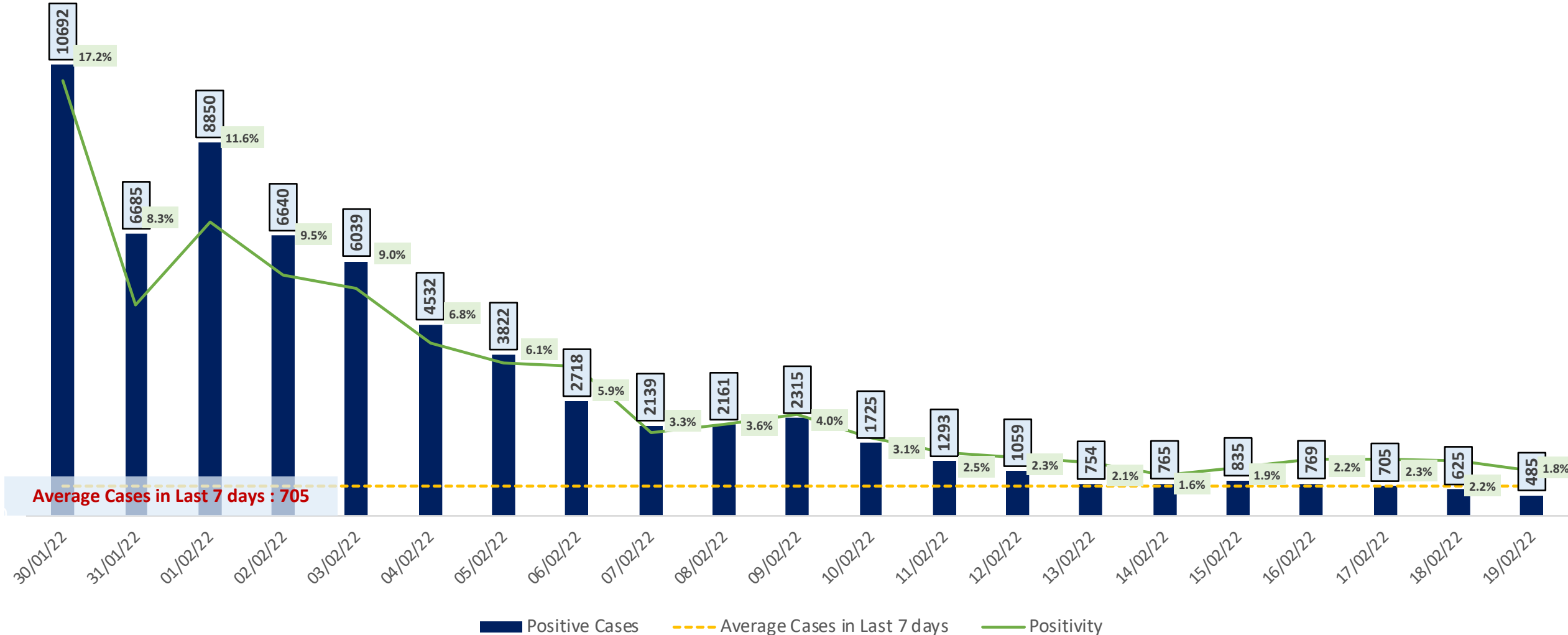


LAST 24 HOURS AGE GROUP AND GENDER WISE DISTRIBUTION



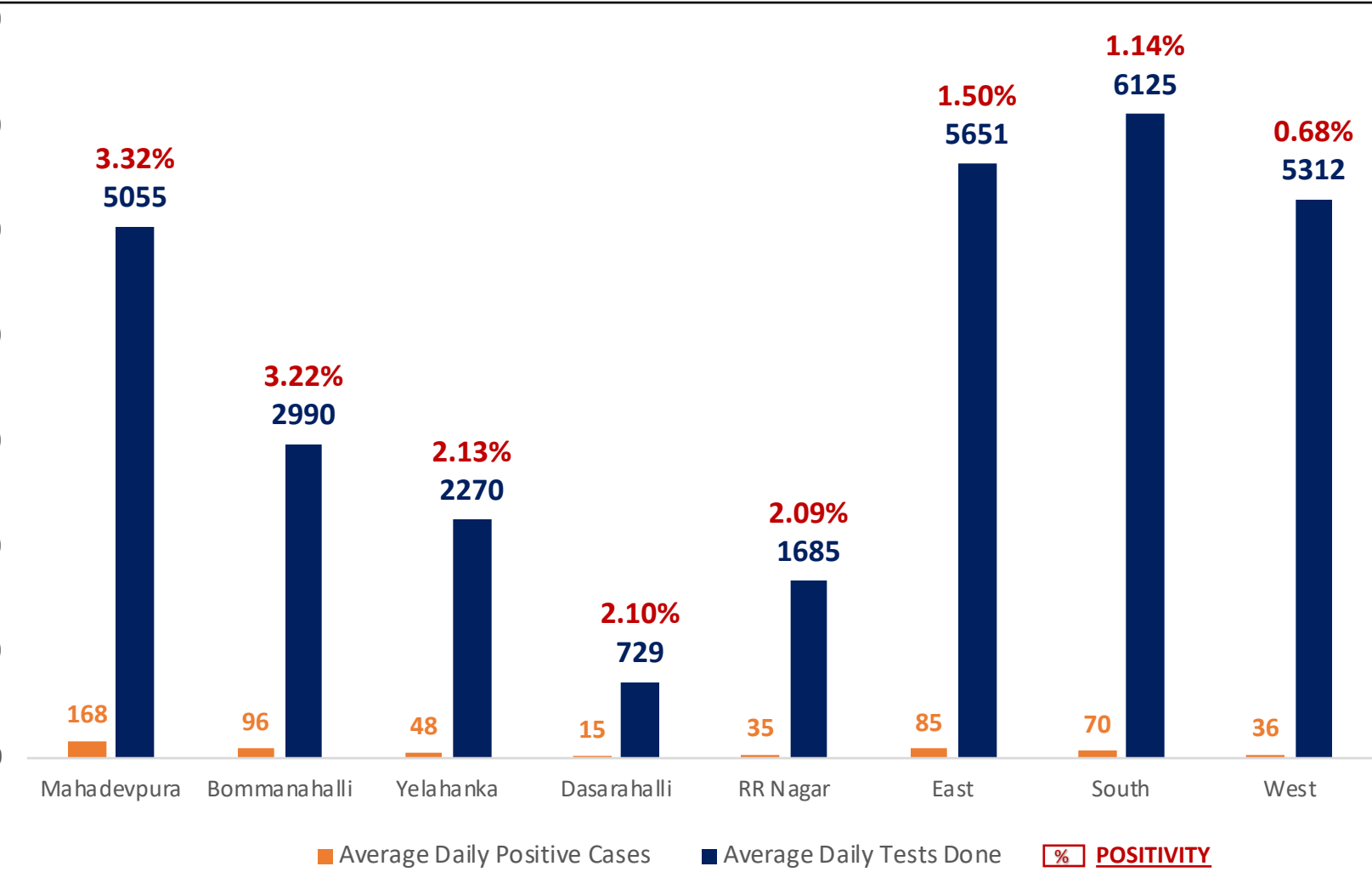


POSITIVITY RATE OF BENGALURU – LAST 21 DAYS





ZONE WISE COVID19 CASE MANAGEMENT FOR LAST 7 DAYS



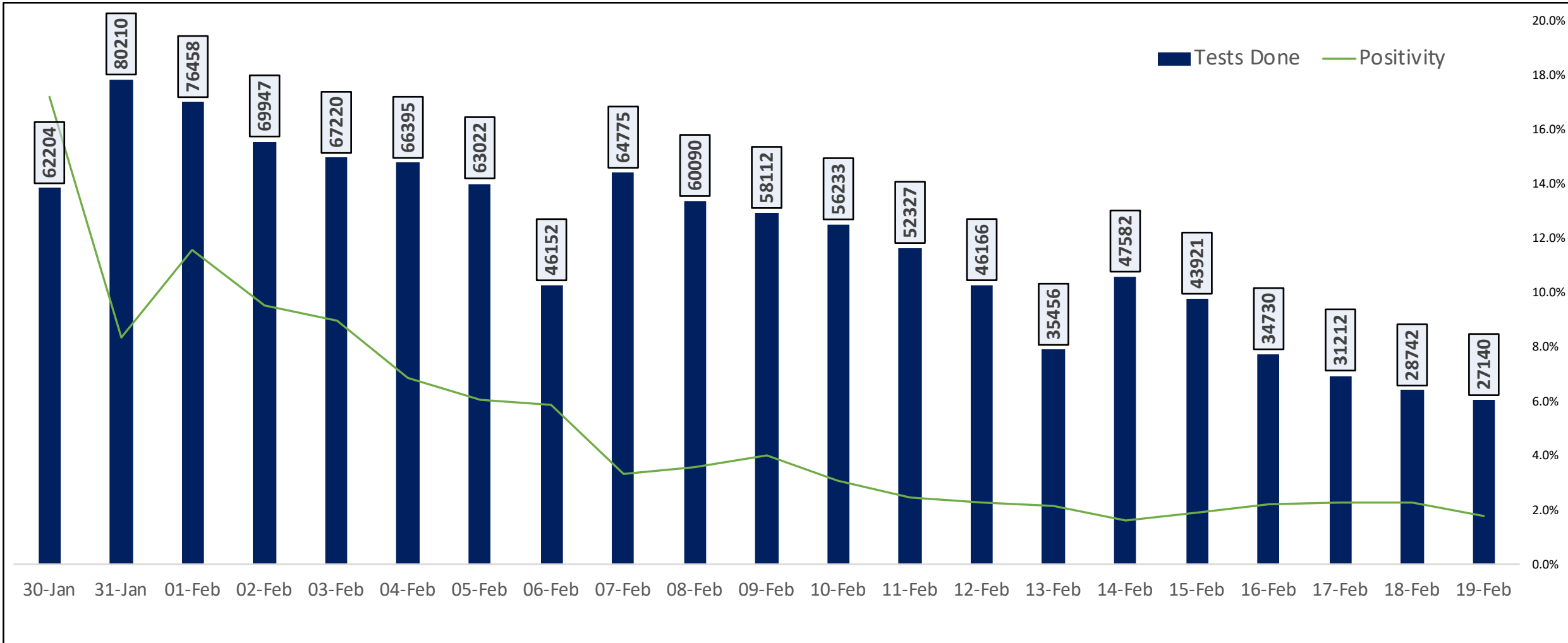
Zone Name	Hospital/CCC	Home isolation	Under Tracing
BOMMANAHALLI	7.58%	90.94%	1.48%
DASARAHALLI	7.46%	91.04%	1.49%
EAST	4.41%	95.20%	0.38%
MAHADEVAPURA	3.13%	96.87%	0.00%
RR NAGAR	11.59%	86.96%	1.45%
SOUTH	6.12%	91.58%	2.30%
WEST	11.94%	86.57%	1.49%
YELAHANKA	10.18%	85.45%	4.36%



TESTING TRENDS IN BENGALURU

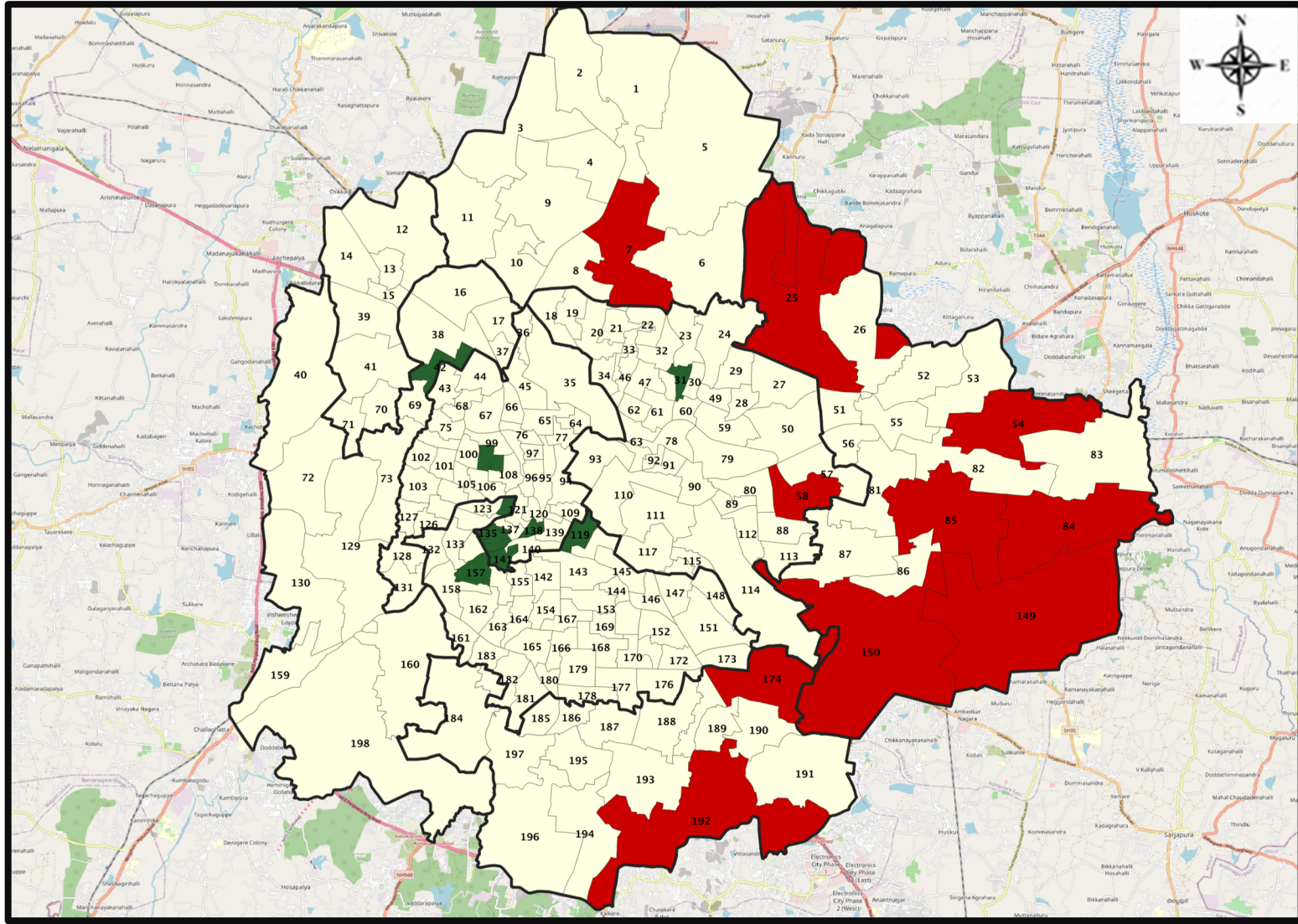


Total Test Conducted Till Date	Test Conducted Last 24 hours	Last 7 Days Average
2,90,61,656	27,140	35,540





BENGALURU URBAN MAP SHOWING TREND OF POSITIVE CASES IN LAST 7 DAYS



Top 10 wards reporting highest number of positive cases in last 7 days

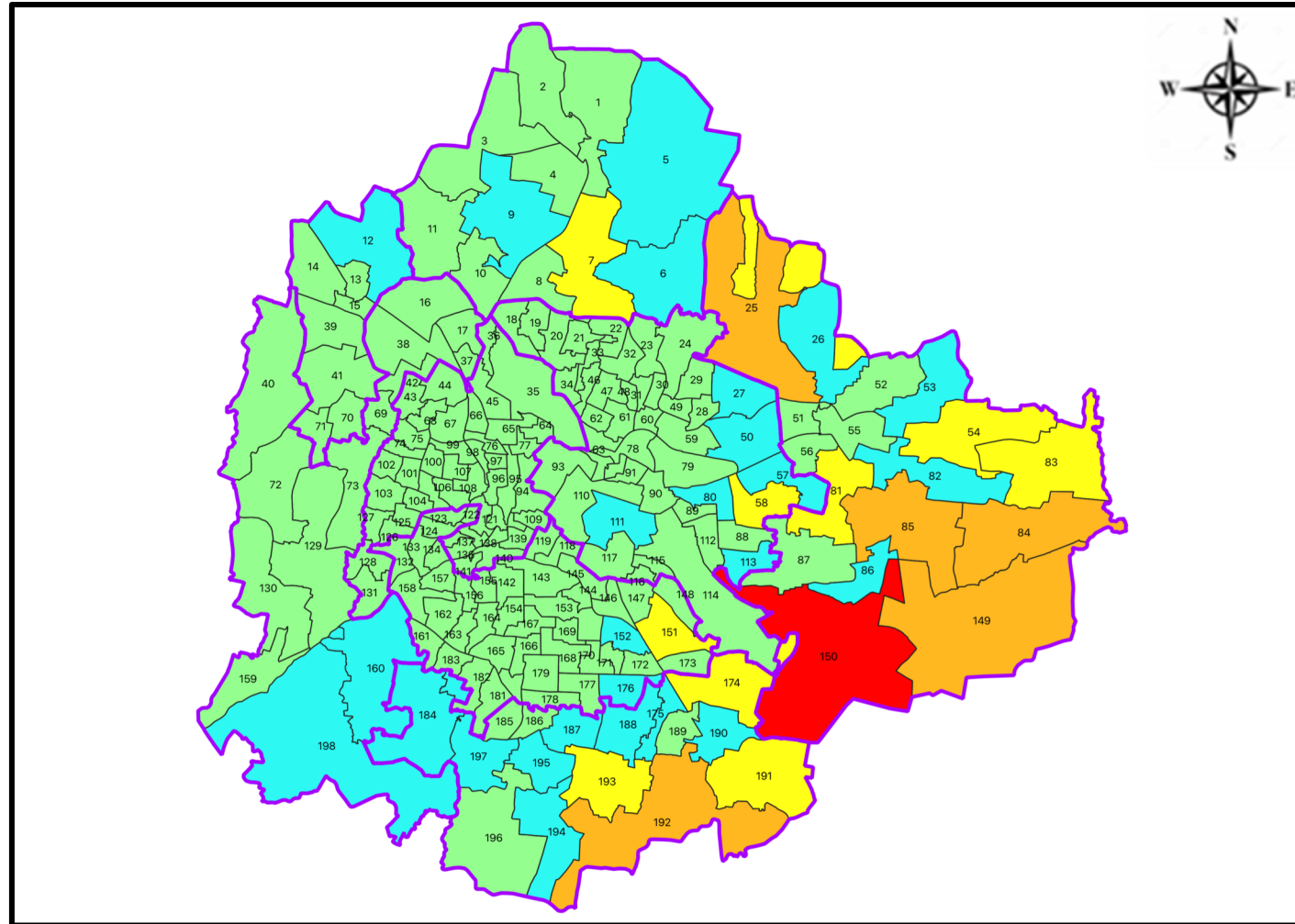
Ward No.	Ward Name	Daily Cases Average
150	Bellanduru	39
149	Varthuru	19
84	Hagadur	16
85	Dodda Nekkundi	16
192	Begur	15
25	Horamavu	15
54	Hudi	12
174	HSR Layout	12
7	Byatarayanapura	10
58	New Tippasandra	9







Top 10 wards reporting least number of positive cases in last 7 days

Ward No.	Ward Name	Daily Cases Average
157	Gali Anjaneya Temple	0
141	Azad Nagar	0
136	Jagajivanram Nagar	0
135	Padarayanapura	0
122	Kempapura Agrahara	0
119	Dharmaraya Swamy Temple	0
107	Shivanagara	0
42	Lakshmi Devi Nagar	0
31	Kushal Nagar	0
138	Chalavadipalya	0



BENGALURU MAP SHOWING INTENSITY OF POSITIVE CASES IN LAST 7 DAYS



-  Level 1 : 0 to 25 Cases
-  Level 2 : 25 to 50 Cases
-  Level 3 : 50 to 100 Cases
-  Level 4 : 100 to 250 Cases
-  Level 5 : More than 250 Cases
-  Zone Boundaries

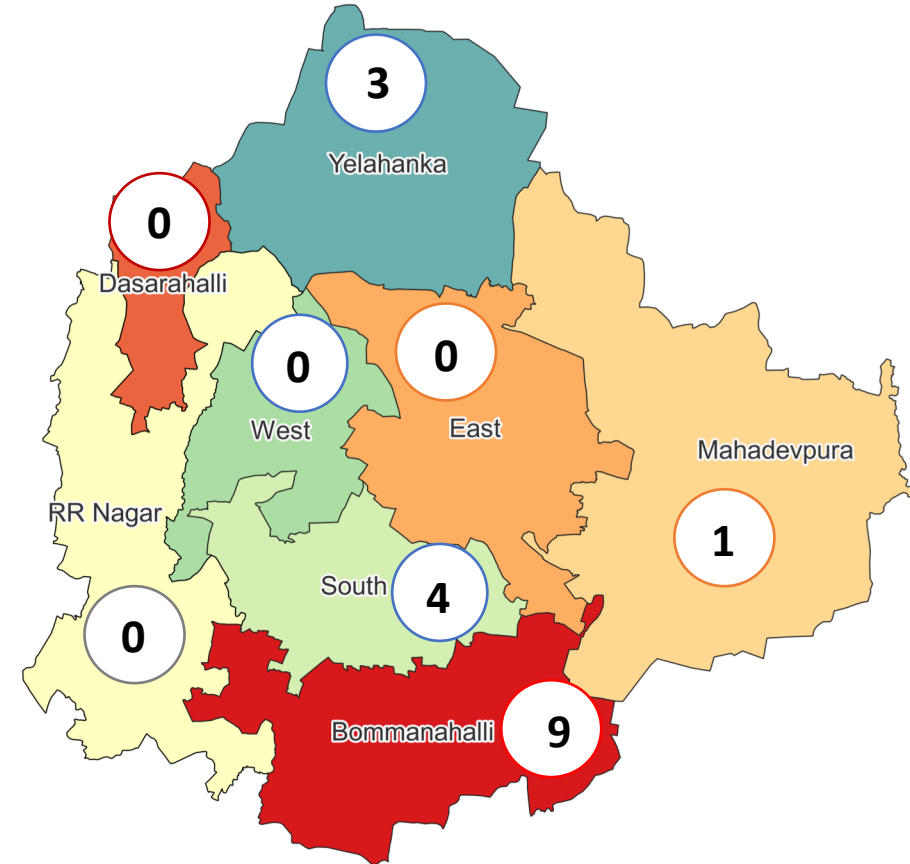


CONTAINMENT ZONE DETAILS



Zone Name	TOTAL CZs	Less Than 5 Cases	5 To 14 Cases	More Than 14 Cases
BOMMANAHALLI	9 (▼1)	8 (-)	1 (▼1)	0 (-)
DASARAHALLI	0 (-)	0 (-)	0 (-)	0 (-)
EAST	0 (-)	0 (-)	0 (-)	0 (-)
MAHADEVPURA	1 (-)	1 (-)	0 (-)	0 (-)
RR NAGAR	0 (-)	0 (-)	0 (-)	0 (-)
SOUTH	4 (-)	2 (-)	2 (-)	0 (-)
WEST	0 (-)	0 (-)	0 (-)	0 (-)
YELAHANKHA	3 (-)	2 (-)	1 (-)	0 (-)
TOTAL	17 (▼1)	13 (-)	4 (▼1)	0 (-)

Total Active Containment Zones



Types of Containment

Zone Name	Apartments	Individual House	Hostels/Quarters	Others	Schools/Colleges
BOMMANAHALLI	8 (▼1)	1 (-)	0 (-)	0 (-)	0 (-)
DASARAHALLI	0 (-)	0 (-)	0 (-)	0 (-)	0 (-)
EAST	0 (-)	0 (-)	0 (-)	0 (-)	0 (-)
MAHADEVPURA	1 (-)	0 (-)	0 (-)	0 (-)	0 (-)
RR NAGAR	0 (-)	0 (-)	0 (-)	0 (-)	0 (-)
SOUTH	3 (-)	0 (-)	0 (-)	1 (-)	0 (-)
WEST	0 (-)	0 (-)	0 (-)	0 (-)	0 (-)
YELAHANKHA	2 (-)	1 (-)	0 (-)	0 (-)	0 (-)
TOTAL	14 (▼1)	2 (-)	0 (-)	1 (-)	0 (-)

▲▼ : Shows increase and decrease in numbers as compared to previous day



GOVT. QUOTA COVID BED STATUS AS ON 20.02.2022



SR. NO.	Facility Type	No. of Hospital	Total Allocated Beds for C+ Patients					Occupied Beds for C+ Patients					Net Available Beds for C+ Patients				
			Gen Beds	HDU	ICU Beds	ICU-V	Total	Gen Beds	HDU	ICU Beds	ICU-V	Total	Gen Beds	HDU	ICU Beds	ICU-V	Total
1	Government Medical Colleges	4	120	255	33	27	435	2	3	5	1	11	118	252	28	26	424
2	Government Hospitals	18	637	292	74	95	1,098	5	2	4	0	11	632	290	70	95	1,087
3	Private Medical Colleges	12	178	200	66	35	479	4	6	15	9	34	174	194	51	26	445
4	Private Hospitals	32	181	61	49	42	333	5	2	5	6	18	176	59	44	36	315
5	Covid Care Centre	3	428					2					426				
Total Beds		69	1,544	808	222	199	2,773	18	13	29	16	76	1,526	795	193	183	2,697

* Status as on 20.02.2022 – 08:00 PM



ACTIVE PATIENTS ADMITTED UNDER GOVT. QUOTA



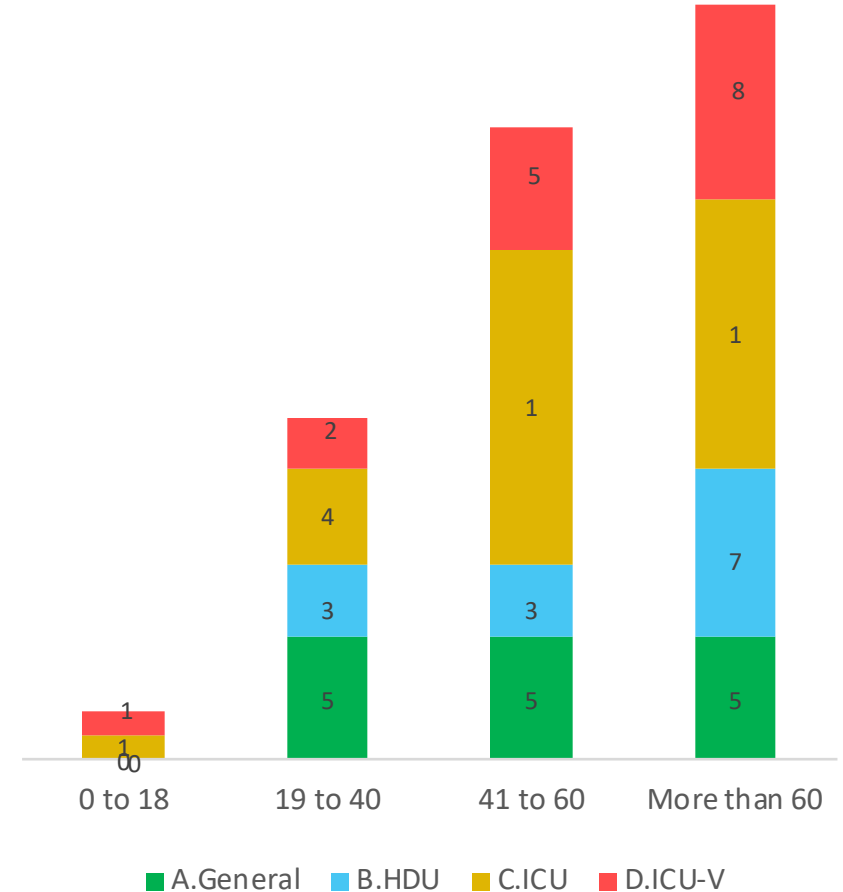
Admission By Bed Type And Number Of Days From Date Of Admission

Days in Hospital	General	HDU	ICU	ICU-V	Total
0 to 7 Days	7	2	10	4	23
8 to 14 Days	5	4	11	1	21
15 to 21 Days		3	4	6	13
Beyond 21 days	3	4	4	5	16
TOTAL	15	13	29	16	73

* Only Government Quota Admissions through CHBMS considered

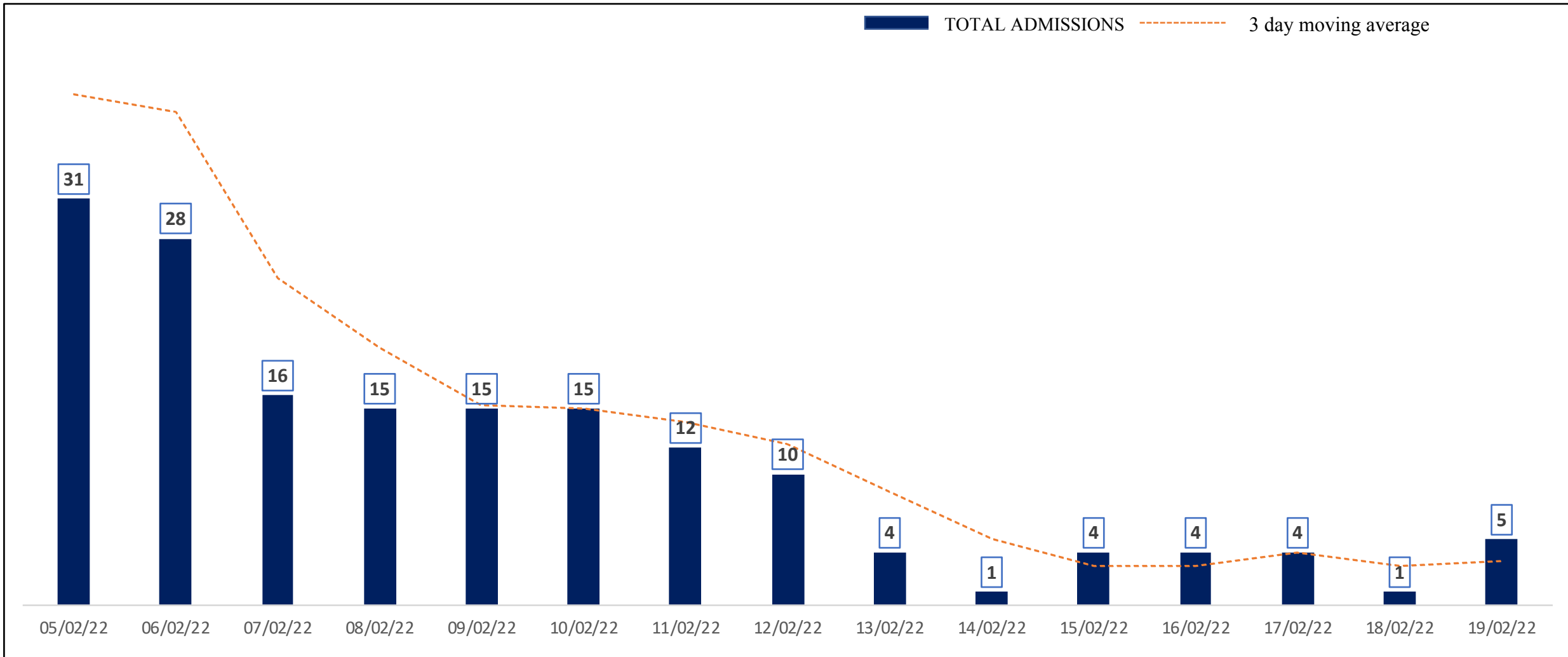
* Status as on 20.02.2022 – 08:00 PM

Age Group Distribution Of Active Hospital Admission





HOSPITAL ADMISSIONS LAST 15 DAYS TREND



* Only Government Quota Admissions through CHBMS considered

* Only Fresh Admissions considered

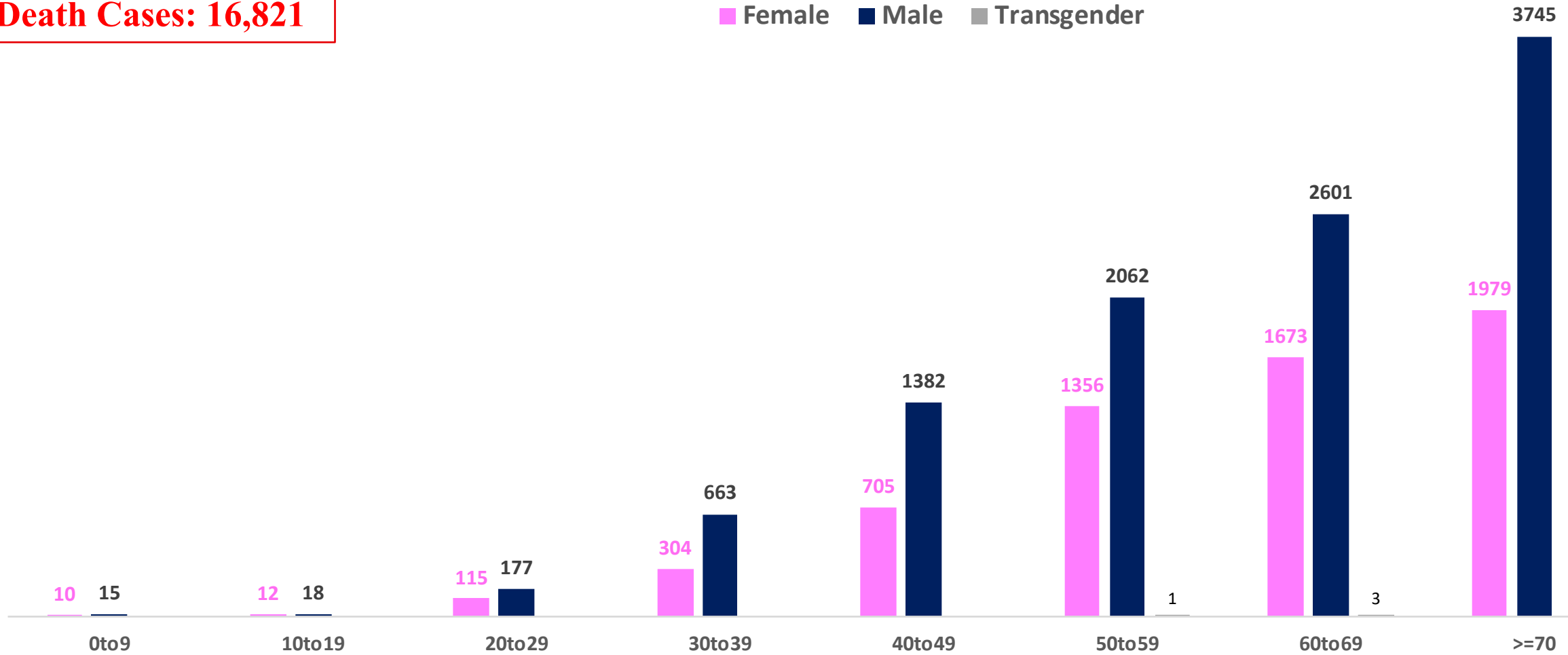


AGE AND GENDER WISE DISTRIBUTION OF DEATH CASES



Death Cases: 16,821

Female Male Transgender





VACCINATION COVERAGE AS ON 19.02.2022

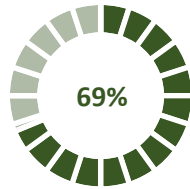
Total Doses Administered

1,76,07,160

▲ 30,224

Total 15-18 years Population : 4.42 Lakhs

1ST DOSE

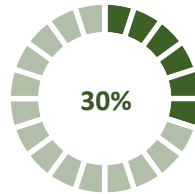


3,04,392

Doses administered

▲ 596

2ND DOSE



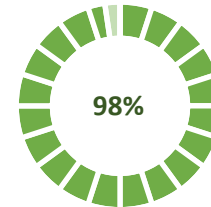
1,32,706

Doses administered

▲ 3,759

Total adult Population : 91.7 Lakhs

1ST DOSE

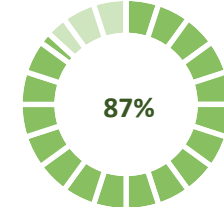


89,53,670

Doses administered

▲ 1,281

2ND DOSE



79,59,281

Doses administered

▲ 21,214

Priority Group*

* the numbers represent doses administered only

Health Care Workers

4,08,545

Doses administered

▲ 539

Frontline Workers

7,44,881

Doses administered

▲ 506

45 – 59 Years Coverage

Dose 1

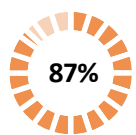


16,88,351

Doses administered

▲ 158

Dose 2



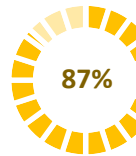
15,46,458

Doses administered

▲ 3,350

18 - 44 Years Coverage

Dose 1

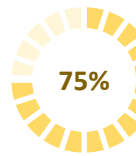


56,97,946

Doses administered

▲ 1,010

Dose 2



49,61,105

Doses administered

▲ 14,708

60 + Years Coverage

Dose 1



9,75,608

Doses administered

▲ 107

Dose 2



8,90,057

Doses administered

▲ 2,117

PRECAUTION DOSE



2,57,111

Doses administered

▲ 3,374

PRECAUTION DOSES ADMINISTERED

Health Care Workers

53,340

Booster Doses administered

▲ 432

Front Line Workers

29,914

Booster Doses administered

▲ 454

60 + Years Coverage

1,73,857

Booster Doses administered

▲ 2,488



COVID-19 SCENARIO IN BENGALURU AND OTHER METROPOLITAN CITIES



CITY NAME	Positive Cases	Active Cases	Recovered	Deceased	Vaccine Doses Administered
New Delhi	18,55,409	2,617	18,26,695	26,097	3,09,97,453
Bengaluru*	17,75,827	6,134	17,52,872	16,821	2,03,01,880
Mumbai	10,54,476	1,629	10,33,313	16,687	1,99,05,502
Chennai	7,48,592	3,329	7,36,207	9,056	98,38,990
Kolkata	4,46,687	1,028	4,40,026	5,633	95,12,442

Source : <https://dashboard.cowin.gov.in/> at 6:00 pm (20.02.2022)

Source : <https://www.covid19tracker.in/> at 6:00 pm (20.02.2022)

*includes BBMP & Bengaluru Urban



SNAPSHOT OF COVID-19 CASES IN BENGALURU URBAN



**Total Wards With
<=50 Cases* :
182**

**Tests Conducted
On 19.02.2022:
27,140**

**Recovery
Rate:
98.71%**

**Total
Active Cases :
6,134**

**Total Vaccinated on
19.02.2022:
30,224**

**Positivity
Rate* :
1.99%**

**Active
Rate:
0.35%**

**Case
Fatality Rate* :
1.03%**



*Total positive cases In the past 7 days

*CFR and positivity is for Past 7 days



ಬೃಹತ್ ಬೆಂಗಳೂರು ಮಹಾನಗರ ಪಾಲಿಕೆ
Bruhat Bengaluru Mahanagara Palike



Download BBMP Bulletin	https://apps.bbmpgov.in/covid19/mediabulletin.php
For BBMPCovid19 Bed Status:	https://apps.bbmpgov.in/covid19/en/Bedstatus.php
To register for vaccination :	https://selfregistration.cowin.gov.in/
BBMP COVID19 Dashboard:	https://apps.bbmpgov.in/covid19/
Follow us on:	 www.facebook.com/bbmp.comm1/
	 twitter.com/BBMPCOMM

Issued by:

Honorable Chief Commissioner, BBMP
Special Commissioner Health & IT, BBMP
MD, Bengaluru Smart City Limited

THANK YOU !

